

Wyoming's Pharmacists: Improving People's Health



By 2032, the U.S. could see a shortage of as many as 55,200 primary care physicians. Even if nurse practitioners and physician assistants are fully utilized, patient needs will not fully be met.¹

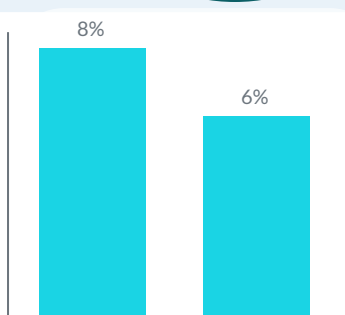
Wyoming has 49 designated HPSAs and only 54% of the primary care needs in those areas are currently being met.² There are 560 highly trained pharmacists in WY who are ready to provide valuable healthcare services.³

Meeting Patients' Needs in Wyoming

579
Thousand
people⁴

24
more primary
care providers
are needed⁵

560
Pharmacists
ready to help⁶



Prevalence of chronic disease in Wyoming⁹

Diabetes

Diabetes is a complex condition that is often managed by multiple medications. Pharmacists can optimize care and help patients understand their medications and their condition in order to improve outcomes and avoid complications.⁷

Cardiovascular Disease (CVD)

For patients with uncontrolled high blood pressure, waiting even two months to optimize medications increases the risk of complications, including hospitalizations. Pharmacists are highly accessible members of the care team who significantly improve blood pressure control and can provide timely follow-up and monitoring to improve outcomes.⁸

41%
of Wyoming
residents were
vaccinated for
the flu¹⁰

Immunization rates across the U.S. have continued to increase since pharmacists began vaccinating.¹¹

19%
of people in
Wyoming smoke
cigarettes¹²

Smoking causes nearly 1 of every 5 deaths in the U.S. each year.¹³ Pharmacists are qualified and capable of providing smoking cessation counseling.

50% of people with chronic diseases do not take their medicines correctly.¹⁴




Medications are critical for the treatment of chronic conditions. Pharmacists can help patients use them safely and effectively to avoid medication related problems.



Wyoming spends **\$623,000,000** annually on prescription medications.¹⁵

Investing in pharmacists' services optimizes the use of those prescription medications. Decades of research have proven the value of including pharmacists on healthcare teams. Improved health outcomes, lower costs, and increased access to care could be a reality for Wyoming residents if pharmacists were fully empowered to serve as patient care providers.

90% of the nation's \$3.5 trillion in annual health care expenditures are for people with chronic and mental health conditions.¹⁶



On average
\$1,000
per patient per
year is saved

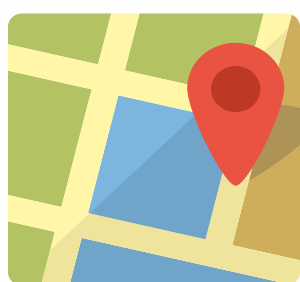
with pharmacist
interventions for patients
with chronic conditions.¹⁷

Pharmacists' counseling and adherence programs can save the healthcare system

\$164
per patient

in the 6 months following
the start of a new
prescription medication.¹⁸

Pharmacists are accessible. 93% of Americans live within 5 miles of a community pharmacy.



Pharmacist prescribing for minor ailments can relieve pressure on Emergency Rooms.¹⁹



Wyoming spent \$603 million on Medicaid in 2018.²²

Up to **30%**
of Emergency
Room visits are
non-urgent.

Oregon pharmacists have written around 10% of new Medicaid birth control prescriptions since a landmark law was passed. Wyoming pharmacists could do this too!²⁰

\$4.40
saved per \$1 spent
on pharmacists'
services²¹

This information was developed through a collaboration between APhA and NASPA with generous support from the Community Pharmacy Foundation.



Access our references at tinyurl.com/factsheet2020 Or scan this QR code with your smartphone





State Fact Sheet References

1. Association of American Medical Colleges. 2019 UPDATE *The Complexities Of Physician Supply And Demand Projections From 2017 To 2032*. Available at: https://aamc-black.global.ssl.fastly.net/production/media/filer_public/31/13/3113ee5c-a038-4c16-89af-294a69826650/2019_update_-_the_complexities_of_physician_supply_and_demand_-_projections_from_2017-2032.pdf Accessed 3/11/20.
2. Kaiser Family Foundation. Primary Care Health Professional Shortage Areas (HPSAs). Timeframe: as of September 30, 2019. Available at: <https://www.kff.org/other/state-indicator/primary-care-health-professional-shortage-areas-hpsas/?currentTimeframe=0&sortModel=%7B%22colId%22:%22Location%22,%22sort%22:%22asc%22%7D>. Accessed 3/11/2020
3. Bureau of Labor Statistics. Occupational Employment Statistics Query System. Available at: <https://data.bls.gov/oes/#/home>. Accessed 3/11/20.
4. United States Census Bureau. 2019 National and State Population Estimates. Annual Estimates of the Resident Population for the United States, Regions, States, and Puerto Rico: April 1, 2010 to July 1, 2019 (NST-EST2019-01) Available at: <https://www.census.gov/newsroom/press-kits/2019/national-state-estimates.html> Accessed 9/16/20.
5. Kaiser Family Foundation. Primary Care Health Professional Shortage Areas (HPSAs). Timeframe: as of December 31, 2017. Available at: <https://www.kff.org/other/state-indicator/primary-care-health-professional-shortage-areas-hpsas> Accessed 3/11/20.
6. Bureau of Labor Statistics. Occupational Employment Statistics Query System. Available at: <https://data.bls.gov/oes/#/home>. Accessed 9/16/20.
7. Cranor CW, et. al. The Asheville Project: Long-Term Clinical and Economic Outcomes of a Community Pharmacy Diabetes Care Program. *J Am Pharm Assoc.* 2003;43: 173-84.

Garrett DG, Bluml BM. Patient Self-Management Program for Diabetes: First-Year Clinical, Humanistic, and Economic Outcomes. *J Am Pharm Assoc.* 2005;45:130-37.

Finley PR, et. al. Clinical and economic outcomes of a pilot project examining pharmacist-focused collaborative care treatment for depression. *J Am Pharm Assoc.* 2011; 51:40-49.

Bluml BM, et. al. Improving outcomes for diverse populations disproportionately affected by diabetes: Final results of Project IMPACT: Diabetes. *J Am Pharm Assoc.* 2014; 54:477-85.

8. Arrieta A, et. al. Cost of cardiovascular disease episodes among patients with hypertension. *Circulation Cardiovascular Quality and Outcomes.* 2018;8:A144.
9. Centers for Disease Control and Prevention. Diagnosed Diabetes. 2016 data. Available at: <https://gis.cdc.gov/grasp/diabetes/DiabetesAtlas.html#>. Accessed 3/11/2020.

The Henry J. Kaiser Family Foundation. Percentage of Adults with Cardiovascular Disease. 2018 data. Available at: <https://www.kff.org/other/state-indicator/percent-of-adults-with-cardiovascular-disease/?currentTimeframe=0&sortModel=%7B%22colId%22:%22Location%22,%22sort%22:%22asc%22%7D>. Accessed 3/13/2020

10. Centers for Disease Control and Prevention. 2018-2019 Influenza Season Vaccination Coverage Report. Available at: <https://www.cdc.gov/flu/fluview/reportshtml/reporti1819/reporti/index.html>. Accessed 3/13/20.

11. Centers for Disease Control and Prevention. Flu Vaccination Coverage, 2010-2019 Influenza Season. Figure 3. Flu Vaccine Coverage of Adults 18 years and older United States, Available at: <https://www.cdc.gov/flu/fluview/coverage-1819estimates.htm#figure1>. Accessed 3/16/20.

12. Centers for Disease Control and Prevention. State Tobacco Activities Tracking and Evaluation (STATE) System. Map of Current Cigarette Use Among Adults. Current Cigarette Use Among Adults (Behavior Risk Factor Surveillance System) 2017. Available at: <https://www.cdc.gov/statesystem/cigaretteuseadult.html> Accessed 3/11/20.

13. Center for Disease Control and Prevention. Tobacco Related Mortality Available at: https://www.cdc.gov/tobacco/data_statistics/fact_sheets/health_effects/tobacco_related_mortality/index.htm. Accessed 3/11/20.

14. World Health Organization. Adherence to long-term therapies: evidence for action. Available at: http://www.who.int/chp/knowledge/publications/adherence_report/en. Accessed 3/11/20.

15. The Henry J. Kaiser Family Foundation. Retail Sales for Prescription Drugs Filled at Pharmacies by Payer. Available at: <https://www.kff.org/health-costs/state-indicator/total-sales-for-retail-rx-drugs/?currentTimeframe=0&sortModel=%7B%22colId%22:%22Location%22,%22sort%22:%22asc%22%7D>. Accessed 9/18/20.

State fact sheets were created through the generous support of the Community Pharmacy Foundation.

16. Center for Disease Control. National Center for Chronic Disease Prevention and Health Promotion (NCDPHP). Available at: <https://www.cdc.gov/chronicdisease/about/costs/index.htm#ref1>. Accessed 3/16/20.
17. Cranor CW, et. al. The Asheville Project: long-term clinical and economic outcomes of a community pharmacy diabetes care program. *J Am Pharm Assoc.* 2003;43:173-84.
- Garrett DG, Bluml BM. Patient self-management program for diabetes: first-year clinical, humanistic, and economic outcomes. *J Am Pharm Assoc.* 2005;45:130-37.
- Finley PR, et. al. Clinical and economic outcomes of a pilot project examining pharmacist-focused collaborative care treatment for depression. *J Am Pharm Assoc.* 2011;51:40-49.
- Taitel M, Akinbosoye O, Grana J. Improving Medication Adherence and Healthcare Outcomes Through a Retail Pharmacy Chain. *JMCP.* 2015;Supp(21):10-a.
18. Taitel M. Improving Medication Adherence and Healthcare Outcomes Through a Retail Pharmacy Chain. *JMCP.* 21(10-a): S85.
19. Health Aff (Millwood). 2010 September ; 29(9): 1630–1636. doi:10.1377/hlthaff.2009.0748.
- Northington W, Brice J, Zou B. Use of an emergency department by nonurgent patients. *American Journal of Emergency Medicine.* 2005;23:131–137.
- Carret M, Fassa A, Domingues M. Inappropriate use of emergency services: a systematic review of prevalence and associated factors. *Cad. Saúde Pública.* 2009;25(1):7–28.
- Durand A, Gentile S, Devictor B, et al. ED patients: how nonurgent are they? Systematic review of the emergency medicine literature. *American Journal of Emergency Medicine.* 2010
- Guttman N, Zimmerman D, Nelson M. The Many Faces of Access: Reasons for Medically Nonurgent Emergency Department Visits. *Journal of Health Politics, Policy and Law.* 2003;28(6)
- Kellerman A. Nonurgent emergency department visits. *JAMA.* 1994;271:1953–1955.
- National Center for Health Statistics. National Hospital Ambulatory Medical Care Survey: 2008 Emergency Department Summary Tables. 2008

20. Oregonlive. 2020. *Oregon Pharmacists Wrote 10% Of All Birth Control Prescriptions Since Landmark Law Passed*. [online] Available at: https://www.oregonlive.com/health/2019/05/oregon-pharmacists-wrote-10-of-all-birth-control-prescriptions-since-landmark-law-passed.html?utm_campaign=KHN%3A%20Daily%20Health%20Policy%20Report&utm_source=hs_email&utm_medium=email&utm_content=72746103&hsenc=p2ANqtz-cqghGdsP82IJB00ka-qW9ccPsaQptcPhHyGKo6nlyfEn7a0oRJuKLj1HiJreasEFwzX-AibKm7k68xPLMMatcTHziA&hsmi=72746103. Accessed 17 March 2020.

Anderson L, et.al. Pharmacist Provision of Hormonal Contraception in the Oregon Medicaid Population. *Obstet Gynecol*. 2019;133(6):1231-1237. doi: 10.1097/AOG.0000000000003286.

21. Collins S. Many happy returns: Ohio-based Medicaid plan pays pharmacists for MTM, saves money. *Pharmacy Today*. Volume 20, Issue 5, 50-5.

22. The Henry J. Kaiser Family Foundation. Total Medicaid Spending; FY2018. Available at: <https://www.kff.org/medicaid/state-indicator/total-medicaid-spending/?currentTimeframe=0&sortModel=%7B%22colId%22:%22Location%22,%22sort%22:%22asc%22%7D>. Accessed 3/16/20

The Henry J. Kaiser Family Foundation. Federal and State Share of Medicaid Spending; FY2018. Available at: <https://www.kff.org/medicaid/state-indicator/federalstate-share-of-spending/?currentTimeframe=0&sortModel=%7B%22colId%22:%22Location%22,%22sort%22:%22asc%22%7D>. Accessed 3/16/20